

fixed-mounted circuit breaker 3-pole, size II, IEC In=3200A to 690V, AC50/60Hz Icu=66kA at 500V rear connection horizontal Overcurrent release ETU 25 LSI protection adjustable 0.4-1 in With manual operating mechanism with storage with mechanical request without 1st auxiliary release without 2nd auxiliary release 2NO+2NC



Model	
Product brand name	SENTRON
Product designation	ACB
Design of the auxiliary switch	2 NO + 2 NC
Design of the product	IEC 60947-2
Design of the operating mechanism	Pushbutton
Type of the driving mechanism	Manual operating mechanism with mechanical closing

Type of the driving mechanism / motor drive	No
Design of the overcurrent release	ETU25B
General technical data	
Number of poles	3
Size of the circuit-breaker	2
Usage category	B
circuit-breaker / Design	3WL1
Voltage	
Rated insulation voltage Ui	1 000 V
Protection class	
Protection class IP	IP20
Protection class IP / on the front	IP20
Protective function of the overcurrent release	LSI
Dissipation	
Power loss [W] / for rated value of the current / at AC / in hot operating state / per pole	136.7 W
Electricity	
Operating current / at 45 °C / rated value	3 200 A
Continuous current / rated value	3 200 A
Adjustable pick-up value current	
• of the current-dependent overload release / Full-scale value	3 200 A
• of instantaneous short-circuit trip unit / initial value	50 000 A
• of instantaneous short-circuit trip unit / Full-scale value	50 000 A
Main circuit	
Operating frequency	
• 1 / rated value	50 Hz
• 2 / rated value	60 Hz
Operating voltage	
• at AC / at 50/60 Hz / rated value	690 V
Operating current	
• at 40 °C / rated value	3 200 A
• at 50 °C / rated value	3 200 A
• at 55 °C / rated value	3 200 A
• at 60 °C / rated value	3 020 A
• at 65 °C / rated value	3 020 A
• at 70 °C / rated value	2 870 A
Auxiliary circuit	

Number of NC contacts / for auxiliary contacts	2
Number of NO contacts / for auxiliary contacts	2
Suitability	
Suitability for use	Plant / motor protection
Adjustable parameters	
Adjustable pick-up value current / of the current-dependent overload release / initial value	1 280 A
Product details	
Product component	
• Trip indicator	Yes
• Voltage trigger	No
• undervoltage release	No
Product extension / optional / motor drive	Yes
Product function	
Product function	
• Ground fault protection	No
• Phase failure detection	Yes
Display and operation	
Display version	without display
Short circuit	
Operational short-circuit current breaking capacity (Ics)	
• at 415 V / rated value	66 kA
• at 500 V / rated value	66 kA
• at 690 V / rated value	50 kA
Maximum short-circuit current breaking capacity (Icu)	
• at 415 V / rated value	66 kA
• at 500 V / rated value	66 kA
• at 690 V / rated value	50 kA
Connections	
Type of electrical connection / for main current circuit	busbar connection
Mechanical Design	
Height	440.5 mm
Width	460 mm
Depth	337 mm
Mounting type	fixed mounting
Environmental conditions	
Ambient temperature	-20 ... +70 °C





-40 ... +70 °C

Certificates

Reference code

- acc. to DIN EN 61346-2
- acc. to DIN EN 81346-2

Q
Q

General Product Approval	Declaration of Conformity	Test Certificates	Shipping Approval
 CCC	 VDE	 EG-Konf.	 ABS

[Miscellaneous](#)

[Special Test Certificate](#)

Shipping Approval

other



[Environmental Confirmations](#)

[Manufacturer Declaration](#)

other

[Miscellaneous](#)

Further information

Industry Mall (Online ordering system)

<https://mall.industry.siemens.com/mall/en/en/Catalog/product?mlfb=3WL1232-2CB32-1AA2>

Service&Support (Manuals, Certificates, Characteristics, FAQs,...)

<https://support.industry.siemens.com/cs/ww/en/ps/3WL1232-2CB32-1AA2>

Image database (product images, 2D dimension drawings, 3D models, device circuit diagrams, ...)

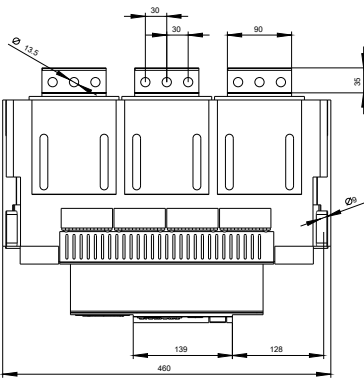
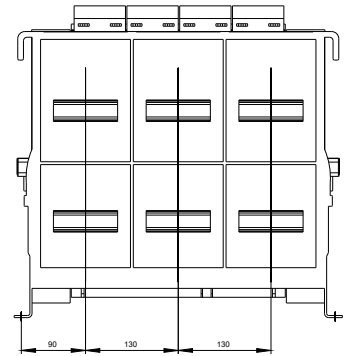
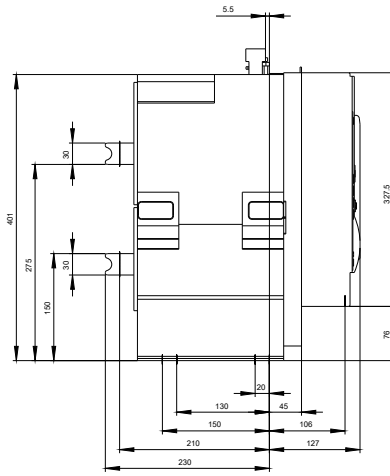
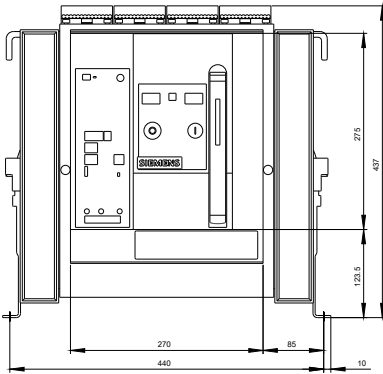
http://www.automation.siemens.com/bilddb/cax_en.aspx?mlfb=3WL1232-2CB32-1AA2

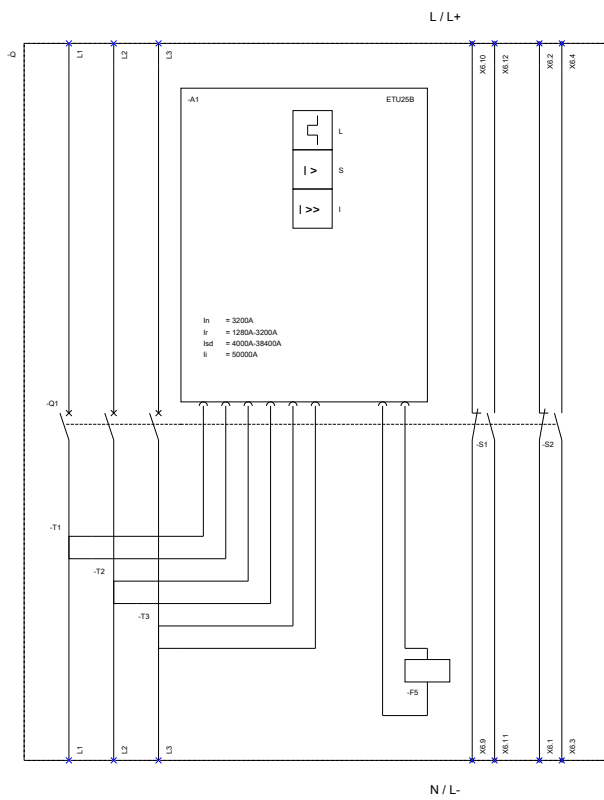
CAX-Online-Generator

<http://www.siemens.com/cax>

Tender specifications

<http://www.siemens.com/specifications>





L (Long Time Delay / Überlastschutz); S (Short Time Delay / Kurzschlusschutz, kurzzeitverzögert);
 I (Instantaneous / Kurzschlusschutz, unverzögert); F5 (Maglatch for trip unit / Auslösemagnet);
 S1 - S8 (Auxiliary switch / Hilfsschalter);

last modified:

06/29/2019